



**ONE40**

*Celebrating 140 years  
of produce broking...*


**FORBES & WALKER TEA BROKERS PVT LTD**

# **WEEKLY TEA MARKET REPORT**

**SALE NO**

**31**

**06TH/07TH  
AUGUST 2024**





## Overall Market

	QTY (M/KGS)	DEMAND
Ex-Estate	0.85	Fair
High & Medium	0.83	Fair
Leafy	0.73	Fair
Semi-Leafy	0.65	Fair
Tippy/Small Leaf	0.94	Fair
Premium Flowery	0.06	Less
Off Grade	1.18	Irregular
Dust	0.54	Less
<b>Total</b>	<b>5.79</b>	<b>Fair general</b>

## ORDER OF SALE

SALE NO : 31

06TH/07TH AUGUST 2024

EX-ESTATE	LG LARGE LEAF LG SMALL LEAF/BOPI/ PREMIUM	HIGH & MEDIUM/OFFGRADE /DUST
Ceylon Tea Brokers PLC	Asia Siyaka Commodities PLC	Asia Siyaka Commodities PLC
John Keells PLC	Ceylon Tea Brokers PLC	Mercantile Produce Brokers (Pvt) Ltd
<b>Forbes &amp; Walker Tea Brokers (Pvt) Ltd</b>	Lanka Commodity Brokers Ltd	<b>Forbes &amp; Walker Tea Brokers (Pvt) Ltd</b>
Eastern Brokers Ltd	Eastern Brokers Ltd	Bartleet Produce Marketing (Pvt) Ltd
Bartleet Produce Marketing (Pvt) Ltd	John Keells PLC	Lanka Commodity Brokers Ltd
Mercantile Produce Brokers (Pvt) Ltd	<b>Forbes &amp; Walker Tea Brokers (Pvt) Ltd</b>	Ceylon Tea Brokers PLC
Asia Siyaka Commodities PLC	Mercantile Produce Brokers (Pvt) Ltd	Eastern Brokers Ltd
Lanka Commodity Brokers Ltd	Bartleet Produce Marketing (Pvt) Ltd	John Keells PLC

## AUCTION DETAILS

**AT THIS WEEK'S SALE 11,472 LOTS TOTALLING 5,792,364 KGS WERE ON OFFER. THE BREAKDOWN IS AS FOLLOWS:**

	LOTS	QUANTITY
Ex Estate	832	853,228
Main Sale - High & Medium	1,895	834,526
Low Grown - Leafy	1,904	730,117
Low Grown - Semi Leafy	1,532	654,796
Low Grown - Tippy	1,949	941,022
Premium Flowery	385	57,214
Off Grades	2,356	1,179,240
Dust	619	542,221
<b>Total</b>	<b>11,472</b>	<b>5,792,364</b>
Re - Prints	804	379,253

### SETTLEMENT DATES

**09/08/2024    13/08/2024    14/08/2024**

10% Payment

Buyers Prompt

Sellers Prompt

### Quality

High & Mid Grown were selectively improved, whilst the others together with the Low Grown were similar to last.

## COMMENTS

Auction offerings remained static and totalled 5.8 M/Kgs. Better sorts continued to sell well, whilst the flowery grades met with less demand.

Ex-Estate offerings totalled 0.85 M/Kgs. Overall quality of teas were maintained with a greater availability of offerings comprising of fair average quality.

A few Select Best BOP's sold around last levels following special inquiry, whilst the others were mostly easier by Rs. 20-40 per kg. Corresponding well-made BOPF's declined by Rs. 50-80 per kg, whilst the others at the lower end declined to a lesser extent. The limited selection of Nuwara Eliyas' on offer were mostly unsold. Uva/Uda Pussellawas' - Better teas sold around last levels, whilst the others declined by Rs. 20-40 per kg.

High & Mid Grown CTC teas - BP1's gained by up to Rs. 40 per kg and more, whilst the PF1's were lower by Rs. 20-40 per kg. Corresponding Low Grown varieties - BP1's sold at last levels, whilst the PF1 invoices appreciated by Rs. 20-40 per kg and more as the sale progressed.

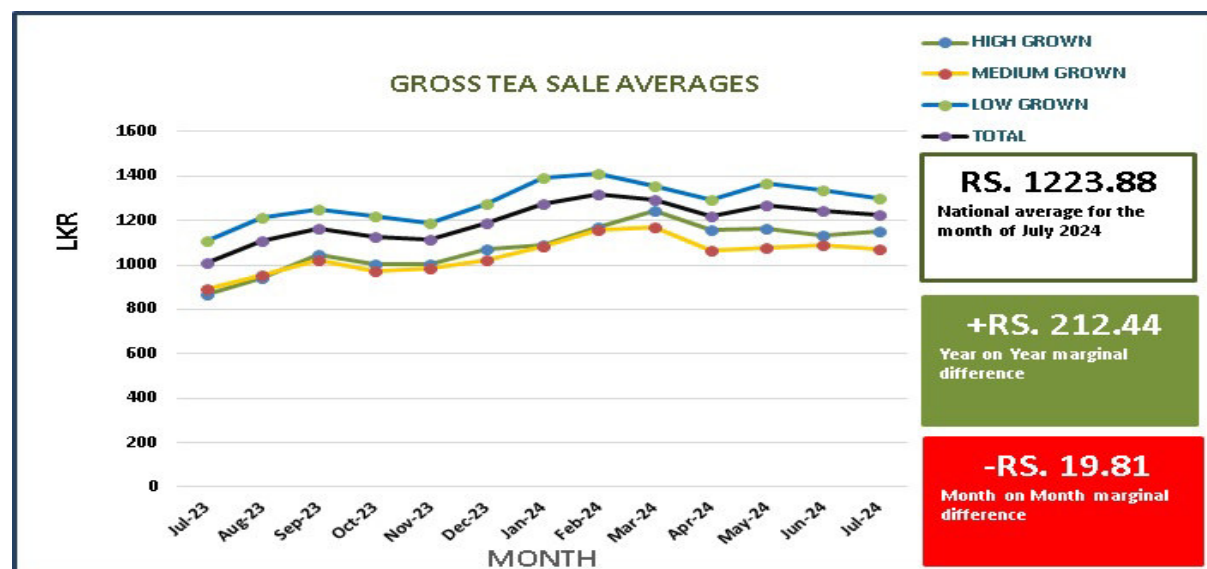
Low Grown comprised of 2.3 M/Kgs. The Leafy, Semi-Leafy and Tippy categories met with fair demand. There was less activity from shippers to Iran for the flowery grades.

In the Leafy and Semi-Leafy catalogues, well-made BOP1's were firm, whilst the balance were easier. OP1's sold around last levels. Select Best OP/OPA's were selectively dearer, whilst the balance were firm. Well-made PEK's were firm, whilst the Below Best were easier. However, teas at the bottom maintained around last levels. High-priced PEK1's were selectively dearer, whilst the balance declined.

Select Best FBOP's were easier, whilst the Best sold around last levels. Below Best and teas at the bottom declined. FF1's, in general, declined.

In the Premium catalogue, Very Tippy teas together with the Best were easier. A few clean leaf Below Best were firm, whilst the balance declined.

## NATIONAL TEA SALES AVERAGES (JULY 2024)



### Key Highlights:

- \* Total Elevation Average declined by Rs. 19.81 in comparison to the previous month
- \* Cumulative variance recorded a positive Rs. 64.15 and USD 0.50 against January-July 2023
- \* Cumulatively, all elevations witnessed an increase in both LKR and USD terms in comparison with the corresponding period in 2023
- \* National tea sales average for the month of July 2024 recorded Rs. 1,223.88 (USD 4.05), showing a decrease of Rs. 19.81 and USD 0.07 in comparison with the June 2024 average of Rs. 1,243.69 (USD 4.12).
- \* In comparison to the July 2023 average of Rs. 1,011.44 (USD 3.18), shows a positive variance of Rs. 212.44 and USD 0.87 YOY.

### Elevation-Wise Analysis - July 2024:

- \* High Grown average for the month recorded an increase of Rs. 20.38 and USD 0.07 month on month, whilst an increase of Rs. 286.02 and USD 1.09 is recorded YOY.
  - \* Medium Grown average for the month recorded a negative variance of Rs. 16.65 and USD 0.05 month on month. In comparison to the corresponding month last year, shows an increase of Rs. 179.04 and USD 0.74 YOY.
  - \* Low Grown average for the month recorded a decrease in both LKR and USD terms of Rs. 37.01 and USD 0.12 month on month respectively, whilst the YOY average shows an increase of Rs. 191.81 and USD 0.82.
  - \* All regions recorded positive variances during the period January-July 2024 in comparison to the corresponding period of 2023 in LKR and USD terms.
- (Refer statistical details on Page No. 13).

In Sri Lankan Rupees								
	24-Jul	24-Jun	MOM Variance	23-Jul	YOY Variance	To date 2024	To date 2023	YOY Variance
High Grown	1,153.38	1,133.00	20.38	867.36	286.02	1,153.25	1,115.14	38.11
Medium Grown	1,070.42	1,087.07	-16.65	891.38	179.04	1,093.48	1,029.81	63.67
Low Grown	1,299.84	1,336.85	-37.01	1,108.03	191.81	1,349.02	1,270.29	78.73
Total	1,223.88	1,243.69	-19.81	1,011.44	212.44	1,258.57	1,194.42	64.15
In U.S. Dollars								
	24-Jul	24-Jun	MOM Variance	23-Jul	YOY Variance	To date 2024	To date 2023	YOY Variance
High Grown	3.82	3.75	0.07	2.73	1.09	3.79	3.39	0.40
Medium Grown	3.55	3.60	-0.05	2.80	0.74	3.59	3.13	0.46
Low Grown	4.31	4.42	-0.12	3.48	0.82	4.43	3.86	0.57
Total	4.05	4.12	-0.07	3.18	0.87	4.13	3.63	0.50

Source - Sri Lanka Tea Board (For statistical purposes only)

## AI breakthrough in pesticide detection in India

The Indian tea industry faces significant challenges in meeting Food Safety and Standards Authority of India standards for permissible levels of pesticides and chemicals. With government agencies ramping up monitoring and testing mechanisms, ensuring compliance has become a top priority.

A new AI-based rapid screening platform promises to revolutionize pesticide detection in green tea leaves, marking a significant leap forward for the Indian tea industry.

Pesticide residue testing of green leaf before production is key to making the entire tea supply chain compliant.

A device which is no bigger than a book, weighing just 500 grams, can rapidly detect pesticide residues and other contaminants in just 2 to 30 minutes. It is portable and easy to use but also smart and capable of transmitting data to a cloud-based server whenever it is connected to the internet and it is configured to screen for various pesticides. It is a first-of-its kind innovation for the global tea industry.

The kit is now available for deployment at bought leaf factories, other manufacturing points and mobile testing vans.

The cost ranges from Ind. Rs 1.3 to 3.5 lakh based on the variant single channel to multi-channel. For every analysis, the cost would be Ind. Rs 150.

*Source: Mojo.com (Extracts), Courtesy: Tea Exporters' Association Sri Lanka*

## Vietnam Tea exports enjoy double-digit growth in first half 2024

Vietnam grossed US\$ 108 million from exporting 61,000 tons of tea during the first half of the year, up 26.7% in volume and 32.1% in value on-year.

The average export price throughout the reviewed period stood at an estimated US\$ 1,759.9 per ton, up 4.2% against the same period from last year.

June alone saw the country earn US\$ 32 million from exporting 15,000 tons of tea, up 54.9% in volume and 86.4% in value on-year, with the average export price being estimated at US\$ 2,127.8 per ton, up 20.3% compared to June last year.

Two types of green and black tea witnessed positive export growth during the five-month period, with black tea exports reaching US\$ 44.6 million, up 45.5% in volume and 43.4% in value on-year.

Meanwhile, black tea exports recorded US\$ 26.6 million in turnover, up 15.6% in volume and 8.6% in value against the same period from last year.

Vietnam currently ranks fifth in the world in terms of tea exports and seventh in terms of global tea production. Furthermore, the country also ranked second in the world, just behind China in terms of green tea export volume.

*Source: VOV.VN (Extracts), Courtesy: Tea Exporters' Association Sri Lanka*

## Green Tea supplement market to grow by 2033



The global market for green tea supplements is projected to double its value with an anticipated compound annual growth rate (CAGR) of 6.1% from 2023 to 2033. Sales are predicted to escalate to USD 10.3 billion by 2033 from USD 5.7 billion in 2023. Rising consumer adoption of green tea supplements is driven by documented health benefits, including the reduction of bad cholesterol, glucose, and triglyceride levels in the body, supported by substantial evidence.

The demand for green tea supplements surged during the COVID-19 pandemic as people increasingly sought out food rich in immune-boosting properties.

*Source: Future Market Insights (Extracts), Courtesy: Tea Exporters' Association Sri Lanka*

# CROP AND WEATHER

FOR THE PERIOD 30th July - 05th August 2024

## Western/Nuwara Eliya Regions



Sunny weather and intermittent showers were reported in the Western and Nuwara Eliya regions throughout the week. According to the Department of Meteorology, rain is expected in both regions in the week ahead.

## Uva/Udapussellawa Regions



The Uva and Udapussellawa regions reported sunny weather and sporadic showers throughout the week.

## Low Grown



Bright weather and intermittent showers were reported in the Low Grown Region throughout the week. Rain is expected in the Low Grown Region according to the Department of Meteorology.

## Crop

The Uva, Udapussellawa and Low Grown regions maintained the crop intake, whilst the Western and Nuwara Eliya regions reported a decline.

## HIGH GROWN TEAS

■ Incline from last week  
■ Decline from last week  
■ Static Market

### BOP

Best Western's - A few Select Best varieties sold at last levels following quality and special inquiry, whilst the others were irregular and mostly lower. In the Below Best category, well-made teas were fully firm, whilst the balance declined by Rs. 20-40 per kg. Teas at the lower end too followed a similar trend. Nuwara Eliya's were mostly unsold. Uda Pussellawa's - Better sorts declined by Rs. 20-40 per kg, whilst the others and poorer sorts gained by a similar margin following quality. Better Uva's declined by Rs. 20-40 per kg, whilst the others sold at last levels.

### BOPF

Best Western's declined by Rs. 50-80 per kg following quality, whilst the others sold at last levels. Better teas in the Below Best category which commenced Rs. 20-40 per kg lower, declined further towards the close, whilst the others too followed a similar trend. Poorer sorts declined by Rs. 40 per kg. Nuwara Eliya's were mostly unsold. Uda Pussellawa's - Better teas sold at last levels, whilst the others were firm to dealer by Rs. 20-40 per kg. Better Uva's sold around last week's levels, whilst the others too followed a similar trend.

### OP/OPA

Well-made OP/OPA's were irregularly dearer, whilst teas at the lower end were firm on last.

### PEKOE/PEKOE1

A limited selection of flavoury PEK's that were available were firm to dealer. Well-made Orthodox Leafy PEK's, in general, were firm on last, whilst the PEK1's were firm to easier by Rs. 50 per kg. A few select Best Rotovane PEK's sold at last levels following special inquiry, whilst the others together with the poorer sorts were irregular and declined considerably.

### FBOP/FBOPF1

A limited selection of flavoury FBOP's were irregularly dearer. Orthodox Leafy FBOP/FF1s, in general, were firm to marginally easier.

QUOTATIONS LKR SALE DTE	BOP		BOPF		PEKOE/FBOP		OP	
	30/31 Jul	06/07 Aug	30/31 Jul	06/07 Aug	30/31 Jul	06/07 Aug	30/31 Jul	06/07 Aug
Best Westerns	1380-1480	1400 - 1480	1340-1550	1280 - 1380	1300-1750	1360 - 1650	1020-1200	1080 - 1360
Below Best Westerns	1280-1360	1300 - 1380	1240-1320	1200 - 1260	1000-1280	1060 - 1340	920-1000	1040 - 1060
Plainer Westerns	1100-1220	1240 - 1280	1080-1220	960 - 1180	780-980	800 - 1040	760-900	780 - 1020
Nuwara Eliyas	N/A	N/A	N/A	1300 -	1060-1440	1080 - 1700	N/A	1140 -
Brighter Udapussellawas	1180-1260	1160 - 1240	1140-1200	1120 - 1180	1140-1700	1180 - 1900	910-1120	960 - 1360
Other Udapussellawas	1060-1120	1120 -	1040-1100	1020 - 1100	780-1120	820 - 1160	760-900	780 - 940
Best Uvas	1280-1380	1280 - 1340	1220-1280	1220 - 1260	1240-1800	1320 - 1900	960-1200	980 - 1280
Other Uvas	1040-1120	1120 -	1000-1180	1180 -	780-1220	810 - 1300	740-940	780 - 960

## MEDIUM GROWN TEAS

■ Incline from last week  
■ Decline from last week  
■ Static Market

<b>BOP</b>	Rs. 20-40 per kg dearer, whilst the others were firm.
<b>BOPF</b>	Better sorts sold around last levels, whilst the others declined by Rs. 20-40 per kg.
<b>OP/OPA</b>	Well-made OP/OPA's were dearer by Rs. 50 per kg and more at times, whilst teas at the lower end were firm on last.
<b>PEKOE/PEKOE1</b>	Well-made PEK's were firm on last, whilst the others were irregular following quality. PEK1's, in general, were firm to easier by Rs. 50 per kg.
<b>FBOP/FBOPF1</b>	Well-made FBOP/FF1's together with Below Best sorts were firm to easier by Rs. 50 per kg, whilst teas at the lower end were irregular following quality.

QUOTATIONS LKR SALE DTE	BOP		BOPF		PEKOE/FBOP		OP	
	30/31 Jul	06/07 Aug	30/31 Jul	06/07 Aug	30/31 Jul	06/07 Aug	30/31 Jul	06/07 Aug
Good Mediums	1200-1900	1200 - 1900	1220-1280	1220 - 1280	1300-1950	1320 - 2100	1000-1400	1080 - 1400
Other Mediums	700-1080	760 - 1080	720-1080	750 - 1000	780-1280	800 - 1300	760-980	800 - 1060

## UNORTHODOX / CTC TEAS

<b>HIGH GROWN</b>	BP1s - Gained by Rs. 40 per kg and more. PF1s - Better varieties were fully firm, whilst the others commenced around last week's closing levels and declined by Rs. 20-40 per kg towards the close.
<b>MEDIUM GROWN</b>	BP1s - Better sorts gained by Rs. 20-40 per kg and more, whilst the others sold around last levels. PF1s - Declined by Rs. 20-40 per kg.
<b>LOW GROWN</b>	BP1s - Sold at last levels. PF1s - Which commenced Rs. 20-40 per kg dearer, gained further towards the close.

QUOTATIONS LKR SALE DTE	BP1		PF1	
	30/31 Jul	06/07 Aug	30/31 Jul	06/07 Aug
High Grown	N/A	1240 -	1000-1200	940 - 1140
Medium Grown	N/A	1200 - 1240	1100-1180	1060 - 1180
Low Grown	1100	1140 -	1200-1460	1300 - 1500



## OFF GRADES

■ Incline from last week  
■ Decline from last week  
■ Static Market

### FGS1/FGS

Teas in the Select Best category declined by Rs. 20-40 per kg. Below Best varieties together with the poorer sorts, in general, were irregular. Low Grown - Irregular. CTC's - High Grown varieties were firm to dearer, whilst the balance were irregularly lower by Rs. 20-30 per kg.

### BROKENS

Main Grade reducer varieties in the Best category were easier by Rs. 50 per kg and more, whilst the balance maintained. Below Best sorts were firm to easier by Rs. 10-20 per kg following quality, whilst the poorer sorts were firm to dearer by Rs. 10-20 per kg.

### BOP1A

Main Grade reducer varieties in the Best category were firm, whilst the balance were firm to dearer by Rs. 10-20 per kg. Below Best varieties were irregular, whilst the poorer sorts were dearer by Rs. 20 per kg.

### QUOTATIONS LKR

SALE DTE	HIGH		MEDIUM		LOW	
	30/31 Jul	06/07 Aug	30/31 Jul	06/07 Aug	30/31 Jul	06/07 Aug
Better Fannings (Orthodox)	780-1240	800 - 1200	760-1100	780 - 1200	780-1060	800 - 1060
Better Fannings (CTC)	820-890	820 - 880	800-1040	800 - 1100	800-1100	800 - 1180
Other Fannings (Orthodox)	650-760	650 - 760	640-740	650 - 760	630-760	650 - 770
Other Fannings (CTC)	N/A	N/A	770-790	740 - 790	770-790	740 - 790
Good Brokens	780-1080	790 - 1140	780-1180	780 - 1120	780-1500	780 - 1460
Other Brokens	640-750	720 - 770	630-740	650 - 750	610-750	650 - 750
Better BOP1As	780-830	780 - 1120	780-1160	780 - 1080	760-1460	780 - 1480
Other BOP1As	740-760	730 - 770	690-760	720 - 770	620-740	650 - 750

## DUSTS

### DUST1

Select Best Dust1's declined by Rs. 50-80 per kg, whilst the Best Dust1's were firm to irregularly easier by Rs. 20-40 per kg. Below Best varieties were easier by Rs. 30-40 per kg, whilst the poorer sorts followed a similartrend. Low Grown - Best varieties remained firm. The Below Best varieties together with the poorer sorts declined by Rs. 40-60 per kg.

Best High and Medium Grown CTC's declined substantially which resulted in most teas being unsold. The Below Best varieties together with the poorer sorts were easier by Rs. 30-50 per kg. Best Low Grown varieties were firm to dearer by Rs. 20-40 per kg and more at times, whilst the Below Best and poorer sorts declined by a similar margin.

### DUST

Clean leaf secondaries were firm to irregularly dearer by Rs. 20 per kg, whilst the poorer sorts declined substantially by Rs. 60-80 per kg. Best Low Grown varieties declined by Rs. 40-60 per kg, whilst the poorer sorts followed a similar trend.

### QUOTATIONS LKR

SALE DTE	HIGH		MEDIUM		LOW	
	30/31 Jul	06/07 Aug	30/31 Jul	06/07 Aug	30/31 Jul	06/07 Aug
Better Primary Dust (Orthodox)	1200-1500	1260 - 1460	980-1140	980 - 1140	1000-1200	980 - 1100
Better Primary Dust (CTC) P. Dust	1060-1220	N/A	1080-1220	1060 - 1200	1100-1260	1140 - 1320
Below Best Primary Dust (Orthodox)	1020-1180	1040 - 1240	840-960	840 - 960	840-980	850 - 960
Other Primary Dust (CTC) P. Dust	1000-1050	870 - 880	800-1060	850 - 1040	880-1060	900 - 1060
Other Primary Dust (Orthodox)	770-1000	900 - 1020	650-820	670 - 820	680-820	730 - 840
Better Secondary Dust	1040-1180	1040 - 1180	860-960	800 - 850	1000-1100	940 - 1000
Other Secondary Dust	710-1000	700 - 1020	660-950	730 - 790	690-960	730 - 920

## LOW GROWN TEAS

■ Incline from last week  
■ Decline from last week  
■ Static Market

<b>FBOP/FBOP1</b>	Select Best FBOP's were easier; however the Best were sold around last levels. Below Best and the teas at the bottom were easier. FBOP1's, in general, were lower.
<b>BOP</b>	BOP's, in general, were firm on last.
<b>BOP1</b>	Select Best and Best BOP1's were firm, whilst the Below Best and the teas at the bottom declined.
<b>OP1</b>	OP1's, in general, were firm.
<b>OP</b>	Well-made OP's were firm to selectively dearer, whilst the balance sold around last levels.
<b>OPA</b>	Few Select Best OPA's appreciated on special inquiry, whilst the balance sold around last levels.
<b>PEKOE</b>	Select Best and Best PEK's were firm, whilst the Below Best declined. The balance sold around last levels. High-priced PEK1's were selectively dearer following special inquiry, whilst the balance eased.
<b>BOPF</b>	Few Select Best BOPF's sold around last levels, whilst the others, in general, were lower.
<b>FBOPF/FBOPF1</b>	Very Tippy teas together with the Best were easier, whilst a few clean leaf Below Best sold around last levels. The balance declined. FF1's, in general, declined.

QUOTATIONS LKR SALE DTE	SELECT BEST		BEST		BELOW BEST		OTHERS	
	30/31 Jul	06/07 Aug	30/31 Jul	06/07 Aug	30/31 Jul	06/07 Aug	30/31 Jul	06/07 Aug
FBOP 1	1800-2200	1700 - 2000	1550-1650	1500 - 1600	1500-1550	1450 - 1500	1100-1150	1050 - 1100
FBOP	2200-2300	2100 - 2300	1850-1900	1800 - 1850	1550-1600	1500 - 1550	950-1000	900 - 1000
BOP 1	2350-3100	2350 - 3100	1950-2300	1950 - 2300	1300-1550	1260 - 1550	900-1250	900 - 1200
BOP	1900-2200	1900 - 2200	1600-1700	1600 - 1700	1300-1350	1250 - 1300	1100-1150	1000 - 1100
BOPF	1500-1900	1500 - 1900	900-1000	900 - 1000	850-900	850 - 900	750-800	750 - 800
FBOPF (TIPPY)/FBOPF SP	5000-6000	5000 - 5500	3800-4000	3000 - 3500	2000-3000	2000 - 2500	1000-1100	1000 - 1100
FBOPF 1	1900-2100	1850 - 2000	1700-1750	1650 - 1700	1350-1400	1300 - 1350	900-1000	900 - 1000
FBOPF	1800-2000	1700 - 1900	1500-1550	1400 - 1500	1350-1400	1300 - 1350	1000-1100	950 - 1000
OP 1	2400-3200	2500 - 3200	2150-2350	2150 - 2450	1500-1950	1500 - 1950	750-1450	750 - 1450
OP	1550-1800	1650 - 1950	1400-1500	1460 - 1550	1220-1380	1300 - 1440	750-1200	750 - 1280
OPA	1500-2100	1600 - 2150	1300-1480	1340 - 1550	1100-1280	1160 - 1320	750-1080	750 - 1140
PEKOE	1600-2200	1600 - 2200	1480-1550	1440 - 1550	1250-1460	1220 - 1420	850-1200	850 - 1200
PEK 1	1650-2050	1650 - 2150	1500-1600	1480 - 1600	1340-1480	1320 - 1460	950-1300	950 - 1300

TOP PRICE

WESTERN MEDIUM			
Harangalla	BOP	@	1900
Doombagastalawa	BOPSp	@	1650
Hatale	BOPSp		1650
Uplands	BOPSp		1650
Galgewatta	BOPF/BOPFSp		1340
Vellai Oya	BOPF/BOPFSp	@	1280
Dartry Valley	BOP1	@	2150
New Rothschild	BOP1		2150
Harangalla	FBOP/FBOP1	@	2100
Ancoombra	FBOP/FBOP1		2100
Harangalla	FBOPF/FBOPF1	@	1950
Dartry Valley	FBOPF/FBOPF1	@	1900
Hatale	FBOPF/FBOPF1		1900
Dartry Valley	OP/OPA		1400
Kenilworth	OP1		1900
Nayapane	OP1		1900
Meezan	PEK/PEK1		1800
Craighead	PEK/PEK1	@	1750
Harangalla	PEK/PEK1	@	1750
WESTERN HIGH			
Frotoft Super	BOP		1650
Queensberry	BOPSp	@	1700
Kotiyagalla	BOPF/BOPFSp		1380
Norwood	BOPF/BOPFSp	@	1360
Wanarajah	BOPF/BOPFSp		1360
Bambarakelly	BOP1		1700
Torrington	BOP1	@	1650
Weddemulla	FBOP/FBOP1		1650
Bambarakelly	FBOP/FBOP1		1650
Bambarakelly	FBOPF/FBOPF1	@	1850
Queensberry	FBOPF/FBOPF1	@	1700
Glenloch	FBOPF/FBOPF1	@	1700
Queensberry	OP/OPA	@	1360
Venture	OP1		1460
Torrington	OP1	@	1440
Frotoft Super	PEK/PEK1		1600
NUWARA ELIYAS			
Kenmare	BOP	@	1060
Kenmare	BOPSp	@	1200
Court Lodge	BOPF/BOPFSP	@	1080
Court Lodge	FBOP/FBOP1	@	1700
Court Lodge	OP/OPA	@	1140
Mahagastotte	PEK/PEK1	@	1400
UDAPUSSELLAWAS			
Mooloya	BOP		1240
Luckyland	BOPSp		1160
Liddesdale	BOPF/BOPFSp	@	1180
Luckyland	BOPF/BOPFSp		1180
Kirklees	BOPF/BOPFSp		1180
Ragalla	BOPF/BOPFSp		1180
Maha Uva	BOP1	@	1420
Alma	FBOP/FBOP1		1900
Delmar	FBOPF/FBOPF1	@	1600
Alma	OP/OPA		1360
Maha Uva	OP1	@	1380

UDAPUSSELLAWAS			
Delmar	OP1	@	1360
Alma	PEK/PEK1		1750
LOW GROWNS			
Matuwagalla Super	BOP		2250
Suduwelipothahena Super	BOP		2250
Richiland	BOP		2250
Ceciliyan	BOP		2250
Pothotuwa	BOP	@	2200
New Hopewell	BOP	@	2200
Kings Bru	BOP		2200
Peak View Super	BOP		2200
New Panilkanda	BOP		2200
Lumbini	BOP		2200
Nawagamuwehena	BOP		2200
Green House	BOP		2200
New Mount Carmel	BOP	@	2150
Wikiliya	BOP		2150
Selna	BOP		2150
Sunrise	BOP		2150
Andaradeniya Super	BOPSp		2150
Stream Line	BOPSp		2150
Sithaka	BOPF		2250
Pothotuwa	BOPF	@	1900
Palmgarden	BOPFSp	@	2150
Sithaka	FBOP		2300
New Batuwangala	FBOP		2250
Pothotuwa	FBOP	@	2200
A C U Super	FBOP		2200
Matuwagalla Super	FBOP		2200
Ceyenta	FBOP		2200
Mulatiyana Hills	FBOP		2200
Ceciliyan	FBOP1		2050
Sithaka	FBOPF		1850
Ceyenta	FBOPF		1850
Hidellana	FBOPF	@	1800
New Vithanakande	FBOPF		1800
Hedigalla	FBOPF		1800
Halwitigala Smallholders	FBOPF		1800
Sithaka	FBOPF		1800
Lumbini	FBOPF1		2050
Pothotuwa	FBOPF1	@	2000
Makandura	FBOPF1		2000
Sithaka	FBOPF1		2000
New Vithanakande	BOP1		3100
Gunawardena	OP1		3200
Miriswatta	OP		1950
Miriswatta	OPA		2150
Liyonta	PEK		2200
Andaradeniya Super	PEK1		2150
New Batuwangala	PEK1		2150
Galatara	PEK1		2150
New Panilkanda	PEK1		2150

@ - SOLD BY FORBES & WALKER TEA BROKERS (PVT) LTD. \*\* - ALL TIME RECORD PRICE. \* - EQUAL ALL TIME RECORD PRICE



UVA MEDIUM			
Halpewatte Uva	BOP		1850
<b>Demodera 'S'</b>	<b>BOP</b>	<b>@</b>	<b>1750</b>
<b>Blossoms Uva Tea</b>	<b>BOPSp</b>	<b>@</b>	<b>1600</b>
<b>Dickwella</b>	<b>BOPF/BOPFSp</b>	<b>@</b>	<b>1650</b>
Demodera 'S'	BOP1		1900
Halpewatte Uva	FBOP/FBOP1		1850
Glen Alpin	FBOP/FBOP1		1850
Aruna Passara	FBOP/FBOP1		1850
<b>Ambrosia Uva</b>	<b>FBOPF/FBOPF1</b>	<b>@</b>	<b>1700</b>
<b>Misty Uva</b>	<b>FBOPF/FBOPF1</b>	<b>@</b>	<b>1700</b>
Aruna Passara	FBOPF/FBOPF1		1700
<b>Dickwella</b>	<b>OP/OPA</b>	<b>@</b>	<b>1320</b>
<b>Telbedde</b>	<b>OP1</b>	<b>@</b>	<b>1750</b>
Halpewatta Uva	PEK/PEK1		1650
Aruna Passara	PEK/PEK1		1650
UVA HIGH			
Glenanore	BOP		1550
Craig	BOPSp		1550
Uvakellie	BOPF/BOPFSp		1320
<b>Nayabedde</b>	<b>BOPF/BOPFSp</b>	<b>@</b>	<b>1280</b>
Battawatte	BOPF/BOPFSp		1280
<b>Bandaraeliya</b>	<b>BOPF/BOPFSp</b>	<b>@</b>	<b>1260</b>
<b>Ellathota Uva</b>	<b>BOP1</b>	<b>@</b>	<b>1900</b>
<b>Gonamotawa</b>	<b>FBOP/FBOP1</b>	<b>@</b>	<b>1900</b>
Ranaya	FBOPF/FBOPF1		1850
<b>Glenanore</b>	<b>OP/OPA</b>	<b>@</b>	<b>1280</b>
<b>Gonamotawa</b>	<b>OP/OPA</b>	<b>@</b>	<b>1280</b>
<b>Aislaby</b>	<b>OP/OPA</b>	<b>@</b>	<b>1280</b>
Mount Uva	OP/OPA		1280
Oodoowerre	OP1		1500
Aislaby	PEK/PEK1		1650

UVA HIGH			
<b>Glenanore</b>	<b>PEK/PEK1</b>	<b>@</b>	<b>1600</b>
UNORTHODOX HIGH			
<b>Dunsinane CTC</b>	<b>PF1</b>	<b>@</b>	<b>1160</b>
Ulugedara CTC	PF1		1160
<b>Dunsinane CTC</b>	<b>BP1</b>	<b>@</b>	<b>1240</b>
<b>Dunsinane CTC</b>	<b>BPS</b>	<b>@</b>	<b>1120</b>
UNORTHODOX MEDIUM			
<b>New Peacock CTC</b>	<b>PF1</b>	<b>@</b>	<b>1180</b>
<b>New Peacock CTC</b>	<b>BP1</b>	<b>@</b>	<b>1240</b>
<b>Aultmore CTC</b>	<b>BPS</b>	<b>@</b>	<b>900</b>
UNORTHODOX LOW			
Hingalgoda CTC	PF1		1500
<b>Ceciliyan CTC</b>	<b>BP1</b>	<b>@</b>	<b>1140</b>
PREMIUM FLOWERY			
New Falcon Lanka	FBOPFSp		5650
New Galagawa	FBOPFExSp		5450
New Batuwangala	FBOPFExSp1		5500
DUSTS			
Mattakelle	DUST 1		1460
Kalubowitiyana CTC	PD		1320
OFF GRADES			
Vellai Oya	FGS/FGS1		1200
Wanarajah	FGS/FGS1		1200
Wattegodde	FGS/FGS1		1200
<b>Kotiyagalla</b>	<b>FGS/FGS1</b>	<b>@</b>	<b>1180</b>
<b>Great Western</b>	<b>FGS/FGS1</b>	<b>@</b>	<b>1180</b>
Diyagama West	FGS/FGS1		1180
Fetteresso	FGS/FGS1		1180
Liyonta CTC	PFGS		1180
<b>Sanasa</b>	<b>BM</b>	<b>@</b>	<b>1080</b>
Chandrika Estate	BP		1460
Chandrika Estate	BOP1A		1480

@ - SOLD BY FORBES & WALKER TEA BROKERS (PVT) LTD. \*\* - ALL TIME RECORD PRICE. \* - EQUAL ALL TIME RECORD PRICE

## QUANTITY SOLD

DURING THE PERIOD 29TH JULY - 03RD AUGUST 2024	WEEKLY (KGS)		TODATE (KGS)	
	2024	2023	2024	2023
PRIVATE SALES	132,486	104,060	3,860,203	3,022,488
PUBLIC AUCTION	4,981,388	5,256,697	143,155,247	148,286,682
FORWARD CONTRACTS	34,910	11,500	1,182,330	1,800,508
DIRECT SALES	NIL	NIL	NIL	NIL
<b>TOTAL</b>	<b>5,148,784</b>	<b>5,372,257</b>	<b>148,197,780</b>	<b>153,109,678</b>
BMF EXCLUDED FROM PRIVATE SALE	44,245	39,500	1,370,894	1,528,908

## (QUANTITY SOLD AND THE AVERAGE PRICE PER AUCTION)

	Quantity (M/kgs)			AVG Price (LKR)			Avg Price (USD)		
	2024	2023	2022	2024	2023	2022	2024	2023	2022
31ST JULY 2024	4.92	5.02	4.55	1228.14	1041.93	1519.68	4.11	3.23	4.25
07TH AUGUST 2024	4.98	5.26	4.68	1214.07	1021.92	1472.83	4.07	3.15	4.12

Source: Central Bank of Sri Lanka / Buying Rates

## RATES OF EXCHANGE

SRI LANKA RUPEE APPROX PER UNIT OF CURRENCY

YEAR	2024	2023	2022
USD	297.69	315.11	357.14
STG.PD	379.07	401.21	429.10
EURO	324.33	344.98	361.74
YEN	2.04	2.19	2.62

Source: Central Bank of Sri Lanka / Buying Rates

## PUBLIC AUCTION/GROSS SALES AVERAGE

SALE NO 30 30TH/31ST JULY 2024	WEEKLY(LKR)			TODATE (LKR)			WEEKLY(USD)			TODATE(USD)		
	2024	2023	2022	2024	2023	2022	2024	2023	2022	2024	2023	2022
Uva High Grown	1078.81	859.32	1328.92	1111.48	998.75	970.70	3.62	2.65	3.72	3.65	3.04	3.31
Western High Grown	1200.79	869.67	1450.78	1195.17	1152.39	953.63	4.03	2.68	4.06	3.92	3.50	3.25
CTC High Grown	1062.12	786.36	1388.58	1115.92	1041.89	829.26	3.56	2.43	3.89	3.66	3.17	2.83
High Grown (Summary)	1161.84	865.54	1399.44	1168.37	1104.46	959.23	3.90	2.67	3.92	3.83	3.36	3.27
Uva Medium Grown	1095.84	954.37	1379.84	1150.69	1032.28	1041.35	3.68	2.95	3.86	3.78	3.14	3.55
Western Medium Grown	1007.25	838.52	1183.01	1079.93	1005.14	865.89	3.38	2.59	3.31	3.54	3.05	2.95
CTC Medium Grown	969.11	733.77	1096.74	980.73	940.94	718.88	3.25	2.27	3.07	3.22	2.86	2.45
Medium Grown (Summary)	1036.69	878.76	1246.59	1103.71	1013.85	921.24	3.48	2.71	3.49	3.62	3.08	3.14
Orthodox Low Grown	1310.34	1127.14	1554.88	1391.21	1293.40	1239.01	4.40	3.48	4.35	4.57	3.93	4.22
CTC Low Grown	966.10	895.85	1482.39	1009.63	959.25	831.09	3.24	2.77	4.15	3.31	2.92	2.83
Low Grown(Summary)	1288.97	1113.38	1547.56	1366.18	1275.03	1211.49	4.32	3.44	4.33	4.48	3.88	4.13
<b>Total</b>	<b>1214.07</b>	<b>1021.92</b>	<b>1472.83</b>	<b>1278.59</b>	<b>1194.30</b>	<b>1108.58</b>	<b>4.07</b>	<b>3.15</b>	<b>4.12</b>	<b>4.20</b>	<b>3.63</b>	<b>3.78</b>

Source: Oanda Exchange Rates

Source: MSL - Averages

## PUBLIC AUCTION/GROSS SALES AVERAGE FOR THE MONTH OF JULY 2024

	MONTH(LKR)			TODATE (LKR)			MONTH(USD)			TODATE(USD)		
	2024	2023	2022	2024	2023	2022	2024	2023	2022	2024	2023	2022
Uva High Grown	1112.91	860.20	1222.38	1114.89	1018.05	955.17	3.69	2.70	3.42	3.66	3.09	3.26
Western High Grown	1195.90	873.08	1251.76	1201.39	1171.17	945.44	3.96	2.74	3.50	3.94	3.56	3.22
CTC High Grown	1067.73	800.06	1126.20	1116.96	1051.42	814.06	3.54	2.51	3.15	3.67	3.20	2.78
High Grown (Summary)	1153.38	867.36	1204.57	1153.25	1115.14	931.18	3.82	2.73	3.37	3.79	3.39	3.17
Uva Medium Grown	1127.98	934.25	1315.48	1144.65	1030.00	1013.02	3.74	2.94	3.68	3.76	3.13	3.45
Western Medium Grown	1037.54	851.11	1074.68	1079.60	1009.31	856.00	3.44	2.67	3.01	3.54	3.07	2.92
CTC Medium Grown	979.41	741.11	933.82	976.74	942.97	707.74	3.24	2.33	2.61	3.21	2.87	2.41
Medium Grown (Summary)	1070.42	891.38	1152.29	1093.48	1029.81	904.76	3.55	2.80	3.23	3.59	3.13	3.08
Orthodox Low Grown	1345.93	1133.36	1644.03	1393.55	1301.76	1229.36	4.46	3.56	4.60	4.57	3.96	4.19
CTC Low Grown	941.86	857.47	1220.79	1010.05	960.78	797.81	3.12	2.69	3.42	3.32	2.92	2.72
Low Grown(Summary)	1299.84	1108.03	1608.57	1349.02	1270.29	1189.98	4.31	3.48	4.50	4.43	3.86	4.06
<b>Total</b>	<b>1223.88</b>	<b>1011.44</b>	<b>1448.13</b>	<b>1258.57</b>	<b>1194.42</b>	<b>1081.93</b>	<b>4.05</b>	<b>3.18</b>	<b>4.05</b>	<b>4.13</b>	<b>3.63</b>	<b>3.69</b>

Source: Oanda Exchange Rates

Source: MSL - Averages



## WORLD TEA PRODUCTION (M/KGS)

				TODATE			DIFFERENCE +/-	
	2022	2023	2024	2022	2023	2024	2022 vs 2023	2023 vs 2024
Jun								
Sri Lanka	20.3	23.1	23	133.3	134.7	127.4	1.4	-7.3
North India	119.3	116.8	117.6	347.1	353.8	305.9	6.7	-47.9
South India	23.8	28.4	24.8	119.6	113.4	100	-6.2	-13.4

				TODATE			DIFFERENCE +/-	
	2022	2023	2024	2022	2023	2024	2022 vs 2023	2023 vs 2024
May								
Bangladesh	7.4	8.2	4.8	14.5	13.7	11.5	-0.8	-2.2
Malawi	4.5	3.9	4.4	30.5	28.9	31.3	-1.6	2.4

				TODATE			DIFFERENCE +/-	
	2022	2023	2024	2022	2023	2024	2022 vs 2023	2023 vs 2024
	Apr							
Kenya	41.3	49.5	53.8	177.6	167.6	222.6	-10	55

## DETAILS OF AWAITING SALE

SALE NO : 32

Scheduled for 13TH/14TH AUGUST 2024

	LOTS	QUANTITY
ExEstate	821	831,088
High & Medium	1,896	819,406
Leafy	1,939	715,016
Semi Leafy	1,491	632,962
Tippy	1,947	937,212
Premium Flowery	416	61,421
OffGrades	2,270	1,143,755
Dust	559	492,852
<b>Total</b>	<b>11,339</b>	<b>5,633,712</b>
RePrint	1,240	554,909

**20/08/2024**

Buyers Prompt

**21/08/2024**

Sellers Prompt

**This sale last year**  
**Sale No. 32 | 15TH/ 16TH AUGUST 2023**

**Lots :10,822**  
**Re-print Lots :772**  
**Quantity :5,737,380 kgs**  
**Re-print Quantity :412,151 kgs**

### LOW GROWN CATALOGUES

Violations Excluded

**25/07/2024**

**LEAFY**  
Closed

**SEMI-LEAFY**  
Closed

**TIPPY**  
Closed

### OTHER MAIN SALE CATALOGUES

**25/07/2024**

**HIGH & MEDIUM**  
Closed

**PREMIUM FLOWERY**  
Closed

**OFF GRADES**  
Closed

NO .OF PKGS

**151,357**

CTC

**9,920 Pkgs - 530,182 kgs**

### ORDER OF SALE

Ex-Estate	LG Large Leaf//Semi Leafy/LG Small Leaf/BOP1A/ Premium	High & Medium/Off Grade /Dust
JK	CTB	MB
<b>FW</b>	LC	<b>FW</b>
EB	EB	BC
BC	JK	LC
MB	<b>FW</b>	CTB
AS	MB	EB
LC	BC	JK
CTB	AS	AS

Approx Selling time of  
F&W Catalogues

**13TH**

AUGUST 2024

09.30am	Main Sale - High & Medium
11.30am	Low Grown - Semi Leafy Teas
12.30pm	Low Grown - Leafy Teas
12.30pm	Low Grown - Tippy Teas

**14TH**

AUGUST 2024

9.30am	Ex-Estate
9.30am	BOP1A
9.30am	Premium Flowery
9.30am	Off Grades
1.30pm	Dust

BC - Bartleet Produce Marketing (Pvt) Ltd    FW - Forbes & Walker Tea Brokers (Pvt) Ltd

LC - Lanka Commodity Brokers Ltd    AS - Asia Siyaka Commodities PLC

EB - Eastern Brokers Ltd    JK - John Keells PLC

CTB - Ceylon Tea Brokers PLC    MB - Mercantile Produce Brokers (Pvt)Ltd

DETAILS OF AWAITING SALE

SALE NO : 33

Scheduled for 20TH/21ST AUGUST 2024

	LOTS	QUANTITY
ExEstate	831	828,118
High & Medium	1,789	783,076
Leafy	1,801	662,537
Semi Leafy	1,572	678,755
Tippy	2,137	1,048,930
Premium Flowery	495	76,850
OffGrades	2,306	1,166,345
Dust	616	551,846
Total	11,547	5,796,457
RePrint	1,042	473,218

27/08/2024

Buyers Prompt

28/08/2024

Sellers Prompt

This sale last year  
Sale No. 33 | 22ND/ 23RD AUGUST 2023

Lots	:10,256
Re-print Lots	:766
Quantity	:5,396,740 kgs
Re-print Quantity	:410,978 kgs

LOW GROWN CATALOGUES

Violations Excluded

01/08/2024

LEAFY  
Closed

SEMI-LEAFY  
Closed

TIPPY  
Closed

OTHER MAIN SALE CATALOGUES

01/08/2024

HIGH &  
MEDIUM  
Closed

PREMIUM  
FLOWERY  
Closed

OFF  
GRADES  
Closed

NO .OF PKGS  
152,954

CTC  
10,720 Pkgs - 574,217 kgs

CATALOGUE CLOSURE DETAILS

20/21

AUGUST 2024

Sale No. 33

The Ex-Estate catalogue closed on 01st August 2024, excluding violations. The Main Sale catalogues too closed on 01st August 2024, excluding violations.

27/28

AUGUST 2024

Sale No. 34

The Ex-Estate and Main Sale catalogues are scheduled to close on 08th August 2024.

03/04

SEPTEMBER 2024

Sale No. 35

The Ex-Estate and Main Sale catalogues are scheduled to close on 15th August 2024.



# TEA MARKETS AROUND THE WORLD

## MOMBASA AUCTION

### SALE OF - 05TH/06TH AUGUST 2024 (SALE NO. 32)

Fair general demand for the 221,140 packages (14,989,777.00 kilos) available with 53.94% neglected.

The multiple reprint tea auction (M4) saw improved activity for the 68,160 packages (4,613,953.00 kilos) offered with 75.88% remaining unsold.

#### MARKETS

There was strong support from Pakistan Packers while Egyptian Packers, Bazaar and Afghanistan maintained interest. Yemen and other Middle Eastern countries showed more activity with UK active but selective. Sudan and South Sudan lent more support with some enquiry from Kazakhstan, other CIS states and Russia. Local Packers were less active while Iran were quiet. Somalia were more active at the lower end of the market.

#### OFFERINGS

Leaf Grades - 125,400 packages (8,301,131.00 kilos) - 61.28% unsold.

Dust Grades - 74,720 packages (5,577,269.00 kilos) - 50.32% unsold.

Secondary Grades - 21,020 packages (1,111,377.00 kilos) - 23.03% unsold.

#### LEAF GRADES (M2)

##### BP1:

Best - Varied between mostly steady to irregularly easier by up to USC21 to dearer by up to USC25 for a few lines.

Brighter - Were irregular ranging between firm to USC26 dearer to easier by a similar margin.

Mediums - KTDA mediums were steady to USC6 dearer to easier by up to USC4 where sold while plantation mediums saw improved competition and advanced by up to USC24 with select teas dearer by USC37 but a few lines shed up to USC6.

Lower Medium - Irregular varying between firm to USC27 above last levels with select invoices dearer by USC37 to easier by up to USC18 with a few invoices discounted by USC36.

Plainer - Ranged between firm to USC9 dearer with improved lines gaining USC32 to easier by USC9.

##### PF1:

Best - Appreciated by up to USC23.

Brighter - Were steady to dearer by up to USC22.

Mediums - KTDA mediums were firm with a few lines irregular varying between USC14 dearer to easier by up to USC15. Plantation mediums were steady to USC16 dearer and select invoices appreciated by USC42.

Lower Medium - Steady to USC16 above previous levels.

Plainer - Saw some teas advance by up to USC14 while others shed up to USC9.

CTC QUOTATIONS	BP1 - USC	PF1 - USC
<i>Best</i>	255 - 329	322 - 388
<i>Good</i>	255 - 285	300 - 349
<i>Good Medium</i>	255 - 284	230 - 338
<i>Medium (KTDA)</i>	250 - 256	200 - 302
<i>Medium (Plantations)</i>	144 - 254	138 - 228
<i>Lower Medium</i>	108 - 176	115 - 173
<i>Plainer</i>	050 - 161	045 - 119

#### DUST GRADES (M1)

##### PDUST:

Best - Met irregular enquiry and ranged between firm to USC25 dearer to easier by up to USC11 with select invoices shedding USC32.

Brighter - Were steady to USC15 above last levels.

Mediums - KTDA mediums were mostly firm with a few lines dearer by up to USC4 but select teas lost USC20. Plantation mediums appreciated by up to USC16 but a few invoices eased by a similar margin.

Lower Medium - Saw most teas easier by up to USC16 while others appreciated by up to USC11 and selected invoices gained USC23.

Plainer - Varied between firm to USC24 dearer for most lines to easier by up to USC27.

##### DUST1:

Best - Steady to USC20 above last rates.

Brighter - Firm to dearer by up to USC7.

Mediums - KTDA mediums were irregular varying between steady to USC6 dearer to easier by up to USC7. Plantation mediums advanced by up to USC30 but a few invoices lost up to USC20.

Lower Medium - Irregular ranging between firm to USC8 dearer to easier by a similar margin.

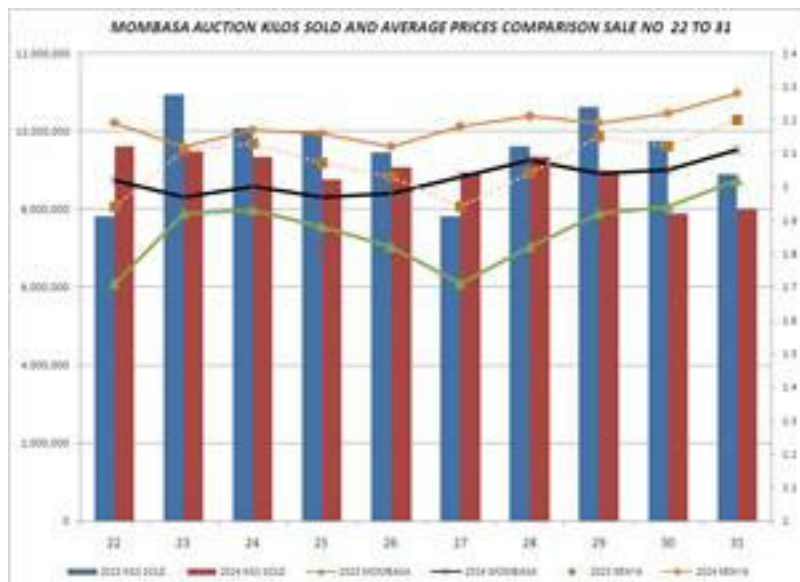
Plainer - Were easier by up to USC9 with selected invoices dearer by USC7 and USC24.

CTC QUOTATIONS	PDUST - USC	DUST1 - USC
<i>Best</i>	270 - 340	274 - 366
<i>Good</i>	270 - 312	270 - 288
<i>Good Medium</i>	270 - 289	270 - 288
<i>Medium (KTDA)</i>	258 - 267	245 - 281
<i>Medium (Plantations)</i>	164 - 211	150 - 202
<i>Lower Medium</i>	105 - 170	094 - 162
<i>Plainer</i>	050 - 123	071 - 124

**SECONDARY GRADES (S1)**

In the Secondary Catalogues, BPs gained while PFs were firm. Clean well sorted coloury Fannings sold at about previous rates with similar DUSTs dearer. Other Fannings were firm with DUSTs steady. BMFs were well absorbed.

SECONDARY (USC)	QUOTATIONS	BP/BP2	PF/PF2	FNGS1/FNGS	DUST/DUST2	BMF
Best / Good		160 - 234	148 - 237	073 - 206	093 - 290	111
Good Medium / Medium		-	-	125 - 152	125 - 224	-
Lower Medium		084 - 143	074 - 128	087 - 126	065 - 128	065 - 090
Plainer		053 - 110	042 - 101	046 - 082	072 - 107	045 - 076



Courtesy - Africa Tea Brokers Limited.

## BANGLADESH AUCTION

### SALE OF - 07TH AUGUST 2024 (SALE NO. 13)

CTC LEAF : 55,252 packages of tea on offer met with a fair demand.

BROKENS: Well made good liquoring Brokens once again met with a fairly good demand but were easier. Medium types also met with a fairly good demand again at easier rates. Plainer types met with less demand and prices were easier with more withdrawals. BLFs met with a restricted demand with quite heavy withdrawals.

FANNINGS: Well made good liquoring Fannings were a fairly good market but prices were slightly easier following quality. Medium varieties were also a fairly good market but prices eased slightly. Plainer types met with less demand and prices were easier with more withdrawals. BLFs met with a restricted demand with quite heavy withdrawals.

DUST: 11,234 packages of tea on offer met with a fairly good demand. Good liquoring Dusts sold well at slightly easier rates. Their Mediums were also a lower market and prices declined upto Tk.10/- closely following quality. Plain/BLF Dusts met with less demand and sold barely steady with quite fair withdrawals.

Blenders lent strong support with fair interest from the Loose tea buyers.

COMMENTS: This sale was held two days later than schedule where offerings were again higher. Blenders lent good support particularly for the good liquoring varieties on offer whilst Loose tea buyers were selective. As a result, withdrawals were more this week.

Dusts sold well.

Our Catalogue: (Sale 13) Avg : Tk 206.70, Sold 70.71% , (Sale 12) Avg : Tk 209.79, Sold 77.22%

QUOTATIONS	BROKENS	QUOTATIONS	FANNINGS
Best	1.88-1.96	Best	1.88-1.96
Good	1.75-1.84	Good	1.75-1.84
Medium	1.71-1.75	Medium	1.71-1.75
Plain	1.37-1.54	Plain	1.37-1.54
BLF	1.37-1.41	BLF	1.37-1.41

Courtesy - National Brokers Limited.

# TEA MARKETS AROUND THE WORLD

## COONOR AUCTION

01ST AUGUST 2024 (SALE NO. 31)

### CTC LEAF

#### DEMAND:

Good demand and improved further with the progress of sale, especially on better medium and medium sorts.

#### MARKET:

The total CTC leaf teas sold this week was 96.11% (1,725,855.26kgs) of the total offering of 1795628.76Kgs.

#### BEST:

Larger broken grade was not on offer this week in this category. Medium broken continue to meet with good demand and sold dearer following quality and competition. Smaller broken teas continued to sell easier. Modest quantity of Fanning was on offer which sold irregularly.

#### GOOD:

Larger broken sold firm to dearer by Rs. 3 to 7 especially at the lower end. Medium broken were barely steady whilst the smaller broken grades appreciated by Rs. 3 to 4 on competition. Fannings sold substantially dearer following competition.

#### BETTER MEDIUM:

Larger broken grades continue to sell at firm to dearer rates. Medium, smaller broken and fanning sold dearer by Rs. 2 to 4 especially with progress of the sale.

#### MEDIUM:

Larger broken grades sold at steady prices. Remaining sorts sold dearer by Rs. 2 to 4 especially with the progress of the sale. Browner sorts met with less demand and sold barely steady.

#### PLAINER:

Larger broken sold barely steady to easier by a rupee. Medium broken sold Rs. 2 to 5 dearer, especially at the top end of plainer sorts. Smaller broken sold firm to dearer by up to Rs. 2-3. Fanning grades settled at fully firm levels.

The Major blenders absorption was at 48.25% of the total CTC leaf sold.

### ORTHODOX LEAF

#### DEMAND:

Good demand.

#### MARKET:

The Well-made high grown whole leaf sold dearer following quality. Broken grade sold firm to dearer especially on the improved cleaner sorts. Fanning, sold at fully firm prices. Other whole leaf grades sold firm to dearer. Broken grades too saw a firm market. Fanning continues to sell steadily.

### CTC DUST

#### DEMAND:

Improved demand.

#### MARKET:

CTC dust offer this week was at 489,108.20Kgs of which 443,206.44kgs were sold (90.62%).

#### BEST:

Bolder dusts sold at firm to dearer prices, others sold at irregularly around last levels.

#### GOOD:

Bolder dusts sold at irregular prices following quality and competition at the top end, lower end settled at firm prices. Finer dusts sold easier.

#### BETTER MEDIUM:

Improved demand and all sorts sold dearer by Rs. 2 to 5 or more especially on RD grade.

#### MEDIUM:

All sorts sold firm to dearer by up to Rs 2-3.

#### PLAINER:

This category of teas sold at barely steady prices.

### ORTHODOX DUST

#### DEMAND:

Good demand.

#### MARKET:

High grown primary sold at irregular prices following quality. The secondary teas met with improved demand and sold dearer on competition. Other category primary dust sold at firm prices. Secondary dust sold at barely steady prices.

Courtesy - J.Thomas & Co. Pvt. Ltd.,



## TEA MARKETS AROUND THE WORLD

### MALAWI AUCTION

#### 07TH AUGUST 2024 (SALE NO. 32)

There was selective demand for the 4020 packages on offer.  
BP1 sold up to 5USC easier on last.  
PF1 - Few selected invoices fetched 5USC below valuation, balance were neglected.  
PD/D1/PF1SC were all taken out.  
Secondaries were generally firm to 6USC dearer where sold.

Courtesy - TEA BROKERS CENTRAL AFRICA LIMITED

## KOLKATA AUCTION

#### 06TH/07TH AUGUST 2024 (SALE NO. 32)

Good demand. Good and best Assams sold so far are selling at levels which are irregular around last. Western India - Active , HUL - Active , TCPL - Some enquiry , Exporters - Some enquiry. Based on JT 's ( 1st session ) Catalogue .

Courtesy - ASSOCIATED BROKERS PVT. LTD, Kolkata

## GUWAHATI AUCTION

#### 06TH AUGUST 2024 (SALE NO. 32)

There is good demand at irregular around last levels. ( CBPL running at 77%).  
HUL/ Other blenders/ Western India/ Internal operating. Exporters yet to be seen.

Courtesy - Associated Brokers (Pvt) Ltd. Guwahati

## COCHIN AUCTION

#### 06TH AUGUST 2024 (SALE NO. 32)

CTC DUST

DEMAND: Strong (96% sold)

MARKET: Good liquoring teas were dearer by rs.2/- to rs.3/- and appreciated more as the sale progressed. Low medium and plainer teas were irregular and sometimes easier.

BUYING PATTERN

AVT and devgiri tea & produce active on good liquoring teas. Kerala state civil supplies and major packeteer (tcpl) lent useful support. Other major packeteer (hul) subdued. Indcoserve and eastea chai operated. Kerala loose tea traders and upcountry buyers lent fair support. Exporters operated at bottom of the market.

ORTHODOX DUST

DEMAND: Good (100% sold)

MARKET: Firm to dearer

BUYING PATTERN: Exporters were the main stake holders.

Courtesy - FORBES, EWART & FIGGIS PVT. LTD